





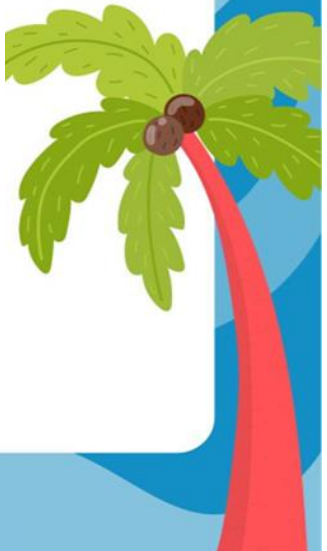
ENTERING

3RD

GRADE



Included in this packet:

- Summer I-Ready Lessons will be available June 9- July 25, 2025
 - Keep Track of your Math I-Ready Games
 - Summer Reading Project Directions
 - Please turn in all forms and projects to your teacher by August 29, 2025, to receive credit.
- 
- 
- 

Name: _____

Lessons located within:



2025 i-Ready Rising Grade 3 Summer PI Lesson Log



June 9-July 25, 2025: Math and Reading lessons will be available for students.

	Username:	Password:		
Date	Lesson Name	Score % Go to: My Progress	Time on Task	Parent's Initials
Reading				
	Reading Multisyllabic Words with Prefixes dis-, mis-,			
	Reading Multisyllabic Words with Suffixes -less, -ful			
	High-Frequency Words: Lesson 37			
	Working with Words: 20			
	Working with Words: 23			
	Identify the Central Idea			
	Describe Connections Between Historical Events			
	Determine Word Meanings			
	Explain How Images Support Text			
	Connect Words and Pictures			
Mathematics				
	Add by Breaking Apart Two-Digit Numbers			
	Add within 100 on Number Lines, Part 1			
	Subtract within 100 on Number Lines			
	Add to Subtract within 100 on Number Lines			
	Understand Hundreds, Tens, and Ones			
	Use Hundreds, Tens, and Ones			
	Practice: Use Hundreds, Tens, and Ones			
	Add or Subtract 10 or 100			
	Solve Two-Step Problems			
	Add Using Arrays			

Please complete these lessons before July 25 deadline and turn into your homeroom teacher the first week of school.



My i-Ready Learning Games Tracker



Name _____



Hungry Guppy



Hungry Fish



Zoom



Bounce



Match



Pizza



Cupcake



Cloud Machine

Directions: Use the chart below to track your Learning Games play. List the game and topic.

Date	Learning Game	Topic
5/10/22	Hungry Fish	Subtraction

Tracking Progress

What to Look for

Students can use offline printable Lesson Logs to track their progress. Families can also monitor and celebrate student progress by regularly reviewing the i-Ready "My Progress" page with the student. A map and prompts are provided below as a helpful resource.

1 My Progress:



Direct your student to the My Progress section to see all their lesson stats.

2 Time-On-Task:

- How much time has your student spent on lessons this week?

3 Lessons Passed:

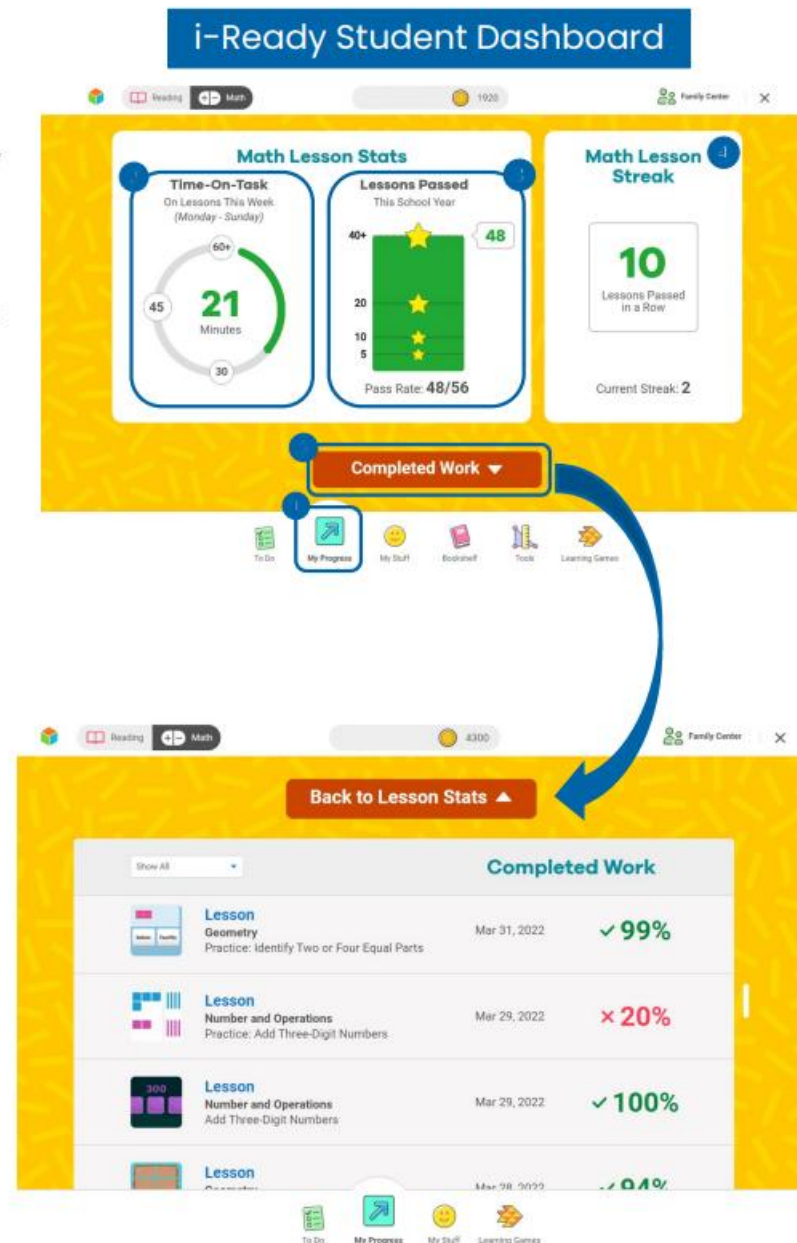
- How many lessons has your student passed?
- How did this number change from last week?

4 Lesson Streaks:

- What is the greatest number of lessons your student has passed in a row this school year?
- How many lessons has your student passed in a row most recently (i.e., current streak)?

5 Completed Work:

See how your student has done on each lesson.





M-DCPS: Accessing i-Ready for Summer 2025



How to Login

The i-Ready icon can be found on the student's Clever portal, under the section titled "Summer eLearning Toolbox."

1. To access the Clever portal directly, students can go to <https://www.clever.com> and select "Log in as Student."


Log in as a student

2. Type in the school name or click on the button that says, "District Username / Password."



3. Next, students will enter their district-assigned username and password.

4. Finally, click on the i-Ready icon.





SUMMER READING 2025

"THAT'S THE THING ABOUT BOOKS, THEY LET YOU TRAVEL WITHOUT MOVING YOUR FEET." -THUMPA LAHIRI

You don't have to leave the house to travel to new places and meet new people. We are inviting our dragons to travel some place new by reading a book this summer. Below is a list of the summer reading books and assignments for each grade.

The completed activities are due to your child's new teacher no later than **Friday, August 29, 2025**. You can choose to buy your assigned book, use one of the free digital options listed in the table below, or visit <http://read.dadeschools.net/>.

Grade	Book	Assignment
Entering K	Pick your favorite book or e-book (OER Destiny Discover, audible, or any other digital source)	On a white sheet of paper students will write their first and last name, the title of the book they read, and draw their favorite part of the book in pencil. Students will then color their drawings.
Entering 1ST	Pick your favorite book or e-book (OER Destiny Discover, audible, or any other digital source)	On a sheet of paper or construction paper, students will write their first and last name, the title, and the author's name for the book they read. Then, they will explain what happened in the beginning, middle, and end of their story by drawing a picture and writing a sentence for each part (beginning, middle, and end). Students must also color each of their drawings. (TEMPLATE PROVIDED)
Entering 2ND	Fly Guy's Big Family Volcanoes! (National Geographic Readers)	Complete Summer Reading Log on-line: https://forms.office.com/r/Kb5UQBqW13 AND On a sheet of paper, students will write their first and last name, the book's title, and the author's name. Students will then write 2 sentences explaining what happened in the beginning, 2 sentences explaining the middle, and 2 sentences explaining the end of the story. Finally, the students will draw their favorite scene from the book in pencil and color it in. (TEMPLATE PROVIDED)
Entering 3RD	Horrible Harry in Room 2B or Living in ... Mexico: Ready-to-Read Level 2	Complete Summer Reading Log on-line: https://forms.office.com/r/SRK2MBiUfV AND Students will write a one sentence summary for each chapter of their book. Students may handwrite the summaries on a sheet of paper or use any Office 365 products found in the student portal. All work <u>must include</u> the student's name, book's title, author, and headings for each chapter. All work MUST be completed by the student.
Entering 4TH	Because of Winn-Dixie by Kate DiCamillo YouTube Free Digital Option: Read Aloud Series by Mrs Morris Reads https://youtube.com/playlist?list=PLTv1zTWiaNzOhfgmRXjd_0gkqbqvgtvAr	Students will write a one sentence summary for each chapter of their book. Students may handwrite the summaries on a sheet of paper or use any Office 365 products found in the student portal. All work <u>must include</u> the student's name, book's title, author, and headings for each chapter. All work MUST be completed by the student.
Entering 5TH	The One and Only Ivan by Katherine Applegate YouTube Free Digital Option: 14 Read Aloud Series by Amy Coffey https://youtube.com/playlist?list=PLfAU51YqKda6t4t_NhhMQ4INB0epd2oBc	Create a Comic Strip on PowerPoint or on 8x11 paper with 8 to 10 scenes from the book showing the main events. Be sure to include dialogue bubbles and color illustrations for each of the scenes. Please include the book's title and author. All work MUST be completed by the student.

